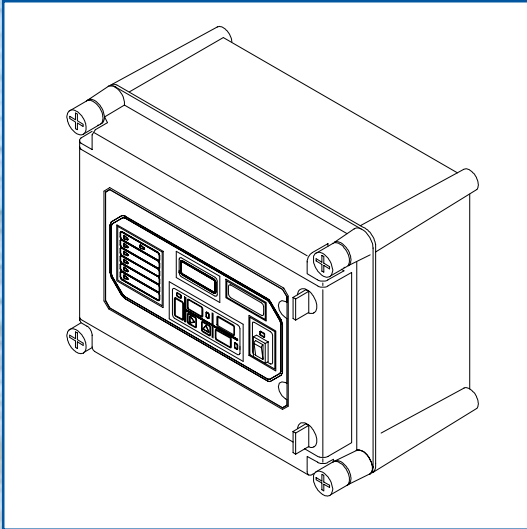


Conductivity Indicator & Transmitter Series 9510

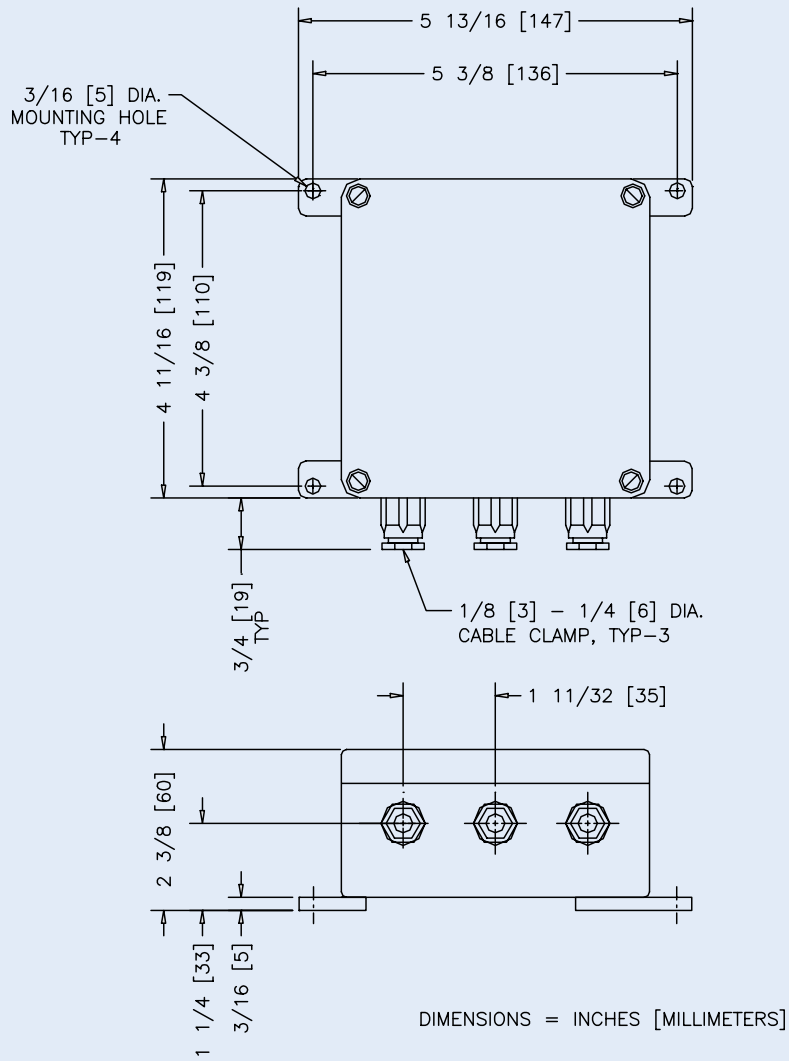


CAPITAL CONTROLS

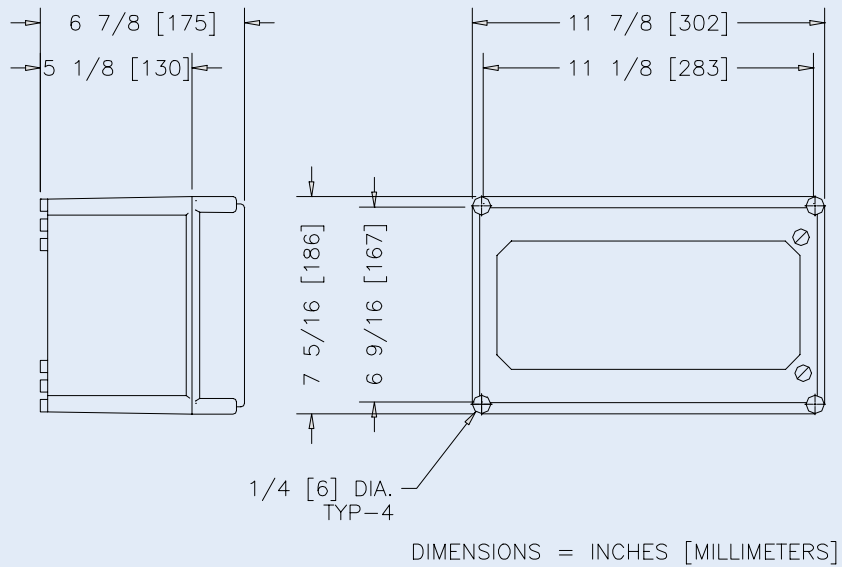
Capital Controls' Series 9510 Conductivity Monitor is a microprocessor-based instrument designed for the continuous measurement and retransmission of conductivity. Digital electronics provide unequaled accuracy and reliability combined with user friendly operation. The unit is housed in a NEMA 4X weatherproof enclosure making it suitable for wall or outdoor handrail mounting.



- ◆ Unique data logging
- ◆ Self diagnostics
- ◆ Microprocessor-based
- ◆ Weatherproof enclosure
- ◆ Wall or handrail mounting



Signal Conditioning Module Dimensions (For reference only)



Receiver Dimensions (For reference only)

Technical Data

Conductivity Indicator & Transmitter

GENERAL

Quality Standard: ISO 9001

Instrument Range: 1-10.0 or 10-100.0 $\mu\text{S}/\text{cm}$ (microseimens) 0.1-1.00, 1-10.0, or 10-100 MS/cm (milliseimens)

Accuracy: $\pm 0.5\%$ of decade range

Repeatability: $\pm 0.5\%$ of decade range

Display: 4-digit LED

Analog Output: Isolated 4-20 mAdc into 1000 Ohms maximum

Conductivity Cells: Insertion type, dip type, or flow-through type with 15 feet (5 m) of cable

Temperature Compensation: 0° - 70°C (32° - 160°F)
Solid-state, automatic or manual

Power Requirements: 120 Vac, or 240 Vac, 50/60 Hz, single phase.

Set Point Contacts: DPDT 5 amps @ 240 Vac - fully adjustable over the instrument range. Configurable (two) to energize or de-energize when the set point is exceeded. Manual reset or automatic reset is user-selectable.

Error or Control Output Contact: DPDT 5 amps @240 Vac - for error/instrument malfunction or configurable high/low band control output

Stability: $\pm 0.1\%$ /24 hours

Ambient Temperature: -30° to 65°C (-20° to 150°F)

Process Temperature Accuracy: $\pm 1^{\circ}\text{F}$ (0.55°C)

Enclosure: NEMA 4X (IP66)

Signal Conditioning Module: NEMA 4X (IP66)

Weight: 6 lbs. (3 kgs.)

Design Features

- ◆ Dual set point contacts, programmable for high or low operation, are standard.
- ◆ An auxiliary contact, also standard, can be configured as an instrument malfunction contact, or as a control contact output.
- ◆ Alarm conditions are indicated on the instrument by front panel LEDs.
- ◆ Automatic or manual temperature compensation is user-selectable. Process temperature can be alternately read on the display and remotely with an isolated, 4-20 mAdc output signal.
- ◆ All set up, alarm and control functions are accessible on the front panel.
- ◆ A data logging system stores the highest and lowest conductivity measured. It also logs the average value of conductivity over the previous 24 hours. This information can be recalled at any time.
- ◆ A variety of cells are available for measuring over a wide range.
- ◆ The conductivity cell is connected to a signal conditioning module by a 15 ft. (5 m) cable. The signal conditioning module conditions and amplifies the cell signal and transmits it to the receiver. The amplified signal is immune to interference and noise which allows cable distances up to 1000 ft. (305 m) between the signal conditioning module and transmitter.

Warranty and Capability

Capital Controls offers a one (1) year limited warranty on Series 9510 Conductivity Monitors.

Capital Controls is ISO 9001 certified to provide quality and precision materials. Disinfection technologies, water quality monitors and instrumentation for water and wastewater are areas of specialization. Over 35 years of industrial and municipal application experience in the water and wastewater industries is incorporated into the equipment design to provide high quality comprehensive solutions for the global market.

Brief Specification

The face of the conductivity monitor shall contain the display, function switches, status indicators and power switch. The unit shall have the capability of storing the minimum and maximum measured conductivity since the last reset. It shall also be able to calculate and store the average measured conductivity over the previous 24 hours. The unit shall provide automatic temperature compensation.

The enclosure shall be NEMA 4X (IP66) construction suitable for wall or handrail mounting.

The conductivity shall be displayed on a 4-digit LED indicator with 1/2" high numerals.

An isolated 4-20 mAdc output signal proportional to the measured conductivity shall be provided.

The instrument shall incorporate user-selectable range of 1.0-10.0, 10.0-100.0, 100.0-1,000.0 microseimens and 1.0-10.0, 10.0-100.0 milliseimens (10,000-100,000 μ S).

A (Flow-thru) (dip) (insertion) type conductivity element shall be provided.

The conductivity element shall have a cell constant of $K=1.0$ and shall be temperature compensated.

Design improvements may be made without notice.

Represented by:



CAPITAL CONTROLS

Severn Trent Water Purification, Inc.
3000 Advance Lane Colmar, PA 18915
Tel: 215-997-4000 • Fax: 215-997-4062
Web: www.severntrentservices.com
E-mail: marketing@severntrentservices.com

UNITED KINGDOM • UNITED STATES • HONG KONG
INDIA • ITALY • MALAYSIA